



VISP Testing Service My Access Programs (MAP)

Registration Guideline for Health Care Provider (HCP)

Version 2 – Aug-2022

parexel.

Janssen Infectious Diseases
& Vaccines
PHARMACEUTICAL COMPANIES OF Johnson & Johnson

VISP
Testing Service 

What is MAP?

- My Access Programs (MAP) is a portal that will allow you to manage the VISP testing service that will distinguish true HIV infection from VISP (Vaccine-Induced Sero-Positivity) also known as VISR (Vaccine-Induced Sero-Reactivity) test result.
- On the next slides, you can find instructions on how to register yourself as Health Care Provider (HCP) to MAP to support your patient with a VISP request.
- If at any point you need support, please contact us at:

VISP-Support@parexel.com

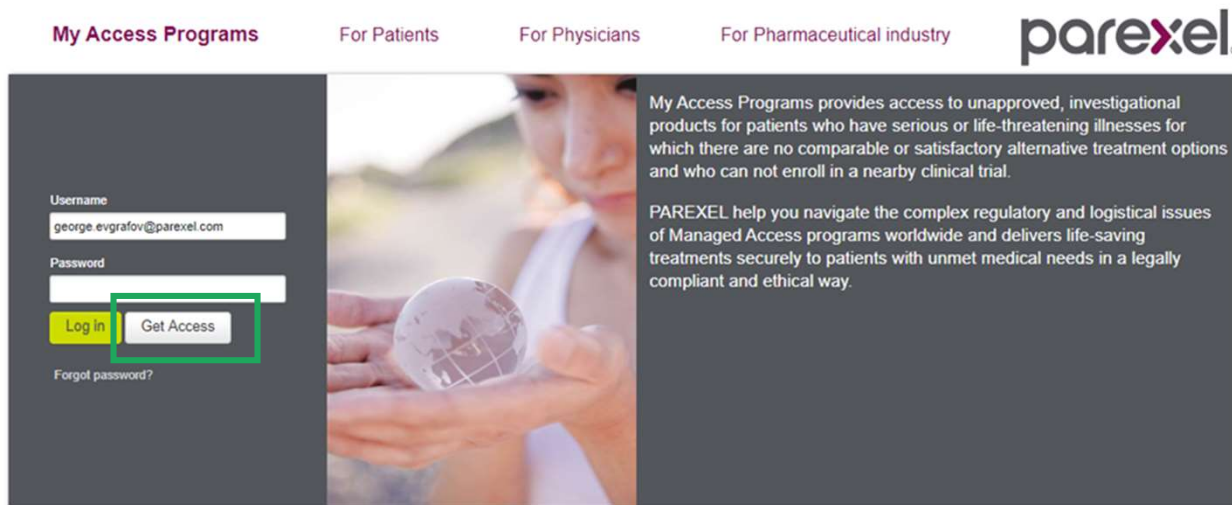
parexel.

Janssen  Infectious Diseases
& Vaccines
PHARMACEUTICAL COMPANIES OF Johnson & Johnson

VISP 
Testing Service

How to register yourself as HCP to My Access Programs

- The My Access Programs portal is available under <https://myaccessprograms.parexel.com/>
- Please note that registration is only allowed and required for HCPs.
- If you are new to the platform and want to register for the first time, please click on 'Get Access' as shown below.



parexel.

Janssen Infectious Diseases
& Vaccines
PHARMACEUTICAL COMPANIES OF Johnson & Johnson

VISP
Testing Service

Data Collection Statement

- After clicking on 'Get Access' you will be redirected to the data collection statement, to which you must agree to allow self-registration.
- When you have reviewed the statement, please tick the box at the bottom and then click next to continue.

My Access Programs

SELF-REGISTRATION - DATA COLLECTION STATEMENT

This website is intended for use by healthcare professionals only.

By registering, healthcare professionals will gain access to PAREXEL My Access Programs.

Information provided by you as a healthcare professional will be processed and stored by PAREXEL International Limited ("PAREXEL") that operates this website on behalf of the program sponsors. Such information will not be used for any activity other than those described within the Privacy Statement of this website. At any time, you may request access to, and if appropriate, update, correct or have deleted, personal information from the database via sending an email to this email address: customercare@perceptive.com

Your use of the information on this site is subject to the terms of the Privacy Statement as published on this website.
Your personal information may be stored and processed by PAREXEL on behalf of the program sponsors.

By checking the confirmation box, you agree that it will be governed by the Privacy Statement of this website and you consent to the transfer of your personal information to countries outside of your country of residence, including the United States, which may provide for different data protection rules than in your country.

I understand and agree with above

Cancel Next

Your use of the information on this site is subject to the [Terms of Service](#) and [Privacy Policy](#) of Parexel. This site is published by Parexel who is solely responsible for its content. © Parexel 2019

- If you have questions regarding Parexel's terms of service for the privacy policy, please use the link in the footer to get additional information.

parexel.

Janssen Infectious Diseases
& Vaccines
PHARMACEUTICAL COMPANIES OF Johnson & Johnson

VISP
Testing Service

HCP Details

- Next step will be to complete your details.
- Please enter your information in the corresponding fields. All items marked with a red asterisk (*) are mandatory for your registration
- When you have entered your information and you have clicked Next, you will be taken to a new form where you can add address details where the lab kit should be sent to

The screenshot shows a web form titled "My Access Programs" with a sub-header "SELF-REGISTRATION - PHYSICIAN CONTACT DETAILS". The form contains two main sections: "PHYSICIAN CONTACT DETAILS" and "PHYSICIAN ADDRESS DETAILS".

PHYSICIAN CONTACT DETAILS:

- * First Name
- * Last Name
- * Medical license number
- * Phone
- Fax
- * Email
- * Re-enter email

PHYSICIAN ADDRESS DETAILS:

- * Institution
- * Address
- * Zip
- * City
- State
- * Country -- Select --

Navigation buttons: Back (grey), Next (yellow).

Footer text: "Your use of the information on this site is subject to the [Terms of Service](#) and [Privacy Policy](#) of Parexel. This site is published by Parexel who is solely responsible for its content. © Parexel 2019"

HCP Details (cont.)

- Your name and address information will be used to identify your site in My Access Programs.
- The email address that you provide will serve two functions in My Access Programs.
 - ✓ It is your username and identifies you as a unique user. Therefore, every email address can only be used once as part of your user registration. The system will verify email addresses for new registrations. If you have problems with your registration, please contact the Parexel Help Desk.
 - ✓ Your email address will be used for confirmation emails and reminders, which will be sent for confirmation of actions taken and/or requests and updates.

parexel.

Janssen  Infectious Diseases
& Vaccines
PHARMACEUTICAL COMPANIES OF Johnson & Johnson

VISP 
Testing Service

Contact Details for Lab Kit Delivery

- Please enter your delivery address details and contacts (even if the address is the same as for the HCP details).
- All items marked with a red asterisk (*) are mandatory for the process.
- Once the data has been entered the 'Next' button will take you to a review page where you have the opportunity to review your already entered information.
 - ✓ The delivery details are forwarded to the distribution group to ensure the shipments are correctly delivered.
 - ✓ If your delivery or contact details change over time, there is a dedicated functionality in My Access Programs to update your details at a later time point.

The screenshot shows a web form titled "My Access Programs" with two main sections:

- PHARMACIST CONTACT DETAILS**: This section includes a header and a sub-header. Below the sub-header is a paragraph of instructions: "Please enter the address where the drug you request in My Access Programs shall be delivered to. The address can be updated later once you are registered to the program." To the right of this text are "Back" and "Next" buttons. The form contains six input fields, each with a red asterisk indicating it is mandatory: "First Name", "Last Name", "Phone", "Fax", "Email", and "Re-enter email".
- SELF-REGISTRATION - DRUG DELIVERY ADDRESS**: This section contains five input fields, each with a red asterisk: "Institution / Pharmacy", "Address" (with three stacked input boxes), "Zip", "City", and "State".

At the bottom of the form, there is a small disclaimer: "Your use of the information on this site is subject to the [Terms of Service](#) and [Privacy Policy](#) of Parexel. This site is published by Parexel who is solely responsible for its content. © Parexel 2019".

How to login once registered

- You have completed your registration, **Congratulations!**
- You should have received your username and password, please complete the 'Log in' section.


My Access Programs For Patients For Physicians For Pharmaceutical industry **parexel.**

Username
george.evgrafov@parexel.com

Password
[Redacted]

Log in Get Access

[Forgot password?](#)

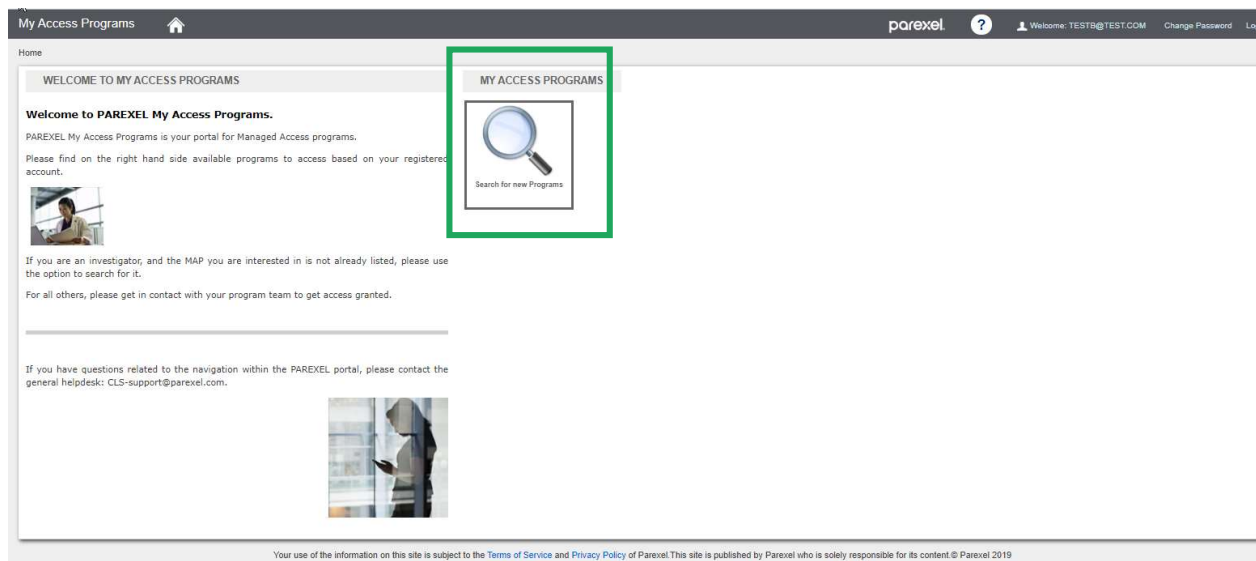


My Access Programs provides access to unapproved, investigational products for patients who have serious or life-threatening illnesses for which there are no comparable or satisfactory alternative treatment options and who can not enroll in a nearby clinical trial.

PAREXEL help you navigate the complex regulatory and logistical issues of Managed Access programs worldwide and delivers life-saving treatments securely to patients with unmet medical needs in a legally compliant and ethical way.

How to search for VISP Testing Service

- On the My Access Programs portal you get the option to search for new programs.
- To get access to VISP Testing Service, use the 'Search for new MAP' functionality




How to search for VISP Testing Service (cont.)

- Type 'VISP' and click on search.
- Window will refresh and VISP Testing Service will appear below the search box.
- By clicking on 'Details' you will be re-directed to a new page, from where you will be able to register to the service.

SEARCH FOR NEW MAPS

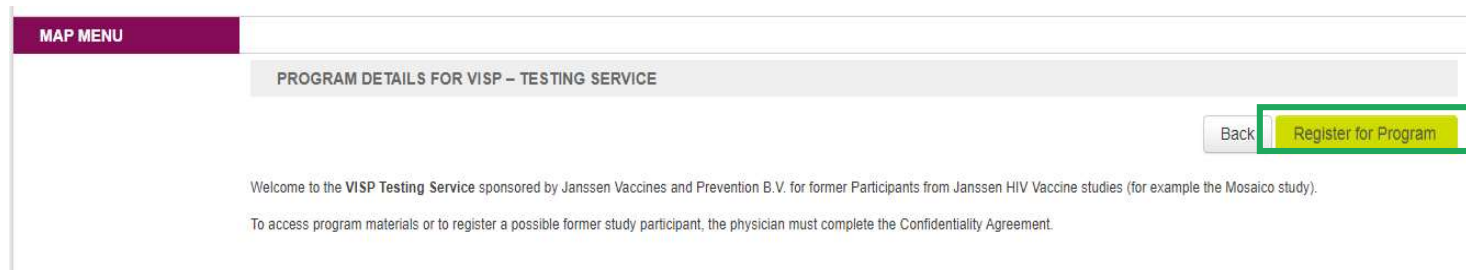
Use the search function to find new programs. Therefore, simply start typing what you are looking for - the application will suggest results after entering the first characters. To get more information, click on "Details" to have an overview of the program displayed. You can directly register to the program using the information page.

	Link	MAP Name	MAP Description	Already Registered	Found via
	Details	VISP - Testing Service	VISP - (Vaccine-Induced Sero-Positive) Testing Service Program for HIV Antibodies and Viral Load for patients previously participated on Mosaico study.	No	VISP

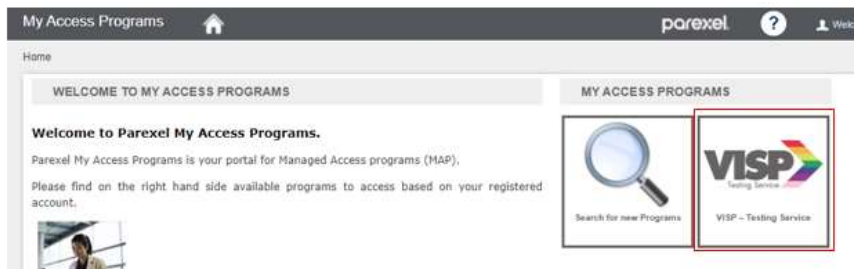
1 - 1

How to Register to VISP Testing Service

- Please click on 'Register for Program'.
- A Confidentially Statement window will appear for you to agree and sign.
- Once registered, a notification will be sent to the Parexel Team to approve your registration. Your status will be marked as 'Waiting for approval'.
- You will be informed via email, once your program registration has been fully approved.



- The next time you log on to the system, the My Access Programs platform will list VISP on the first page to allow you to immediately enter the service.



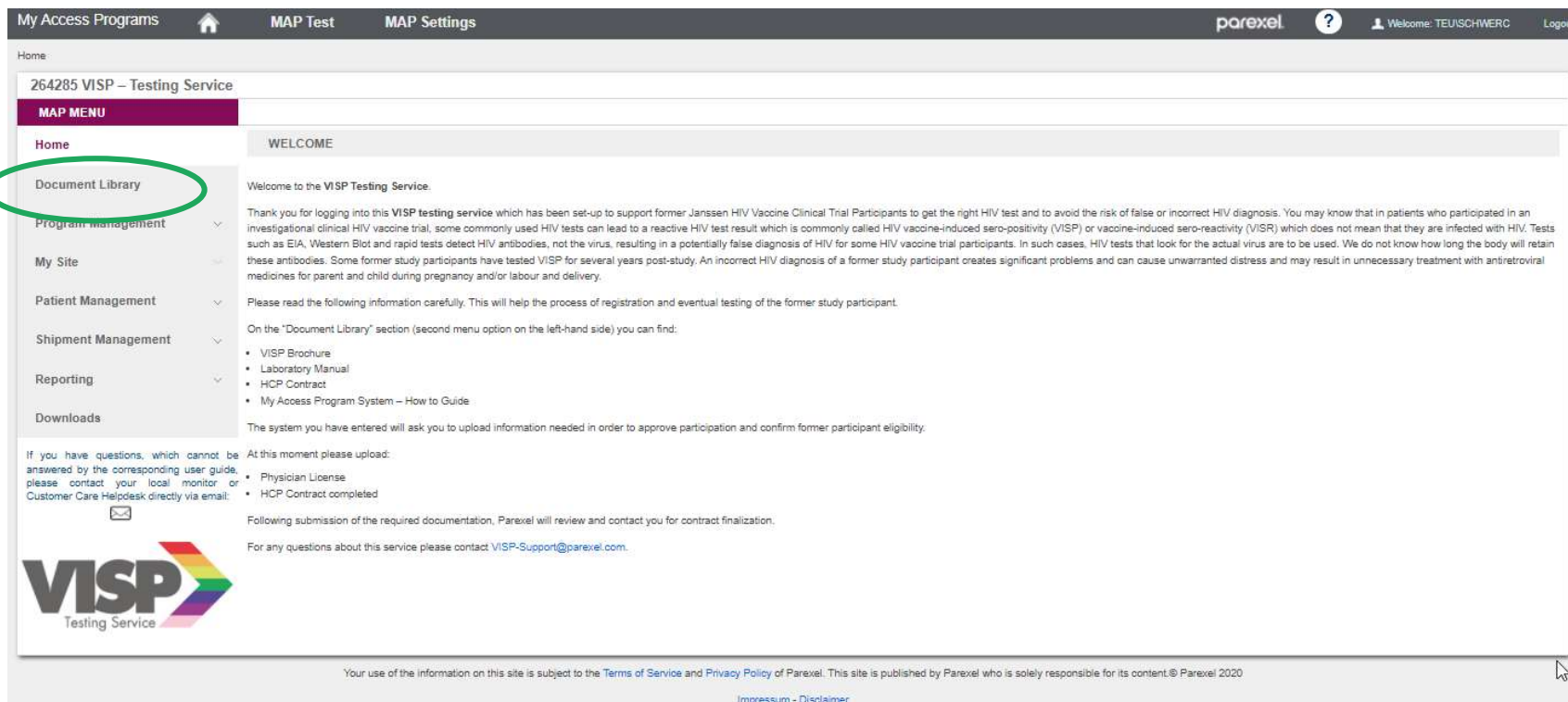
parexel.

Janssen Infectious Diseases & Vaccines
PHARMACEUTICAL COMPANIES OF Johnson & Johnson

VISP
Testing Service

MAP – Home Page – Additional Instructions

- Once you have entered MAP, under Home Page you will find the “Document Library” area from where you will be able to review all service instructions.



The screenshot displays the MAP Home Page interface. At the top, there is a navigation bar with 'My Access Programs', 'MAP Test', and 'MAP Settings' on the left, and 'parexel', a help icon, and 'Welcome: TEUISCHWERC' on the right. Below the navigation bar, the page title is '264285 VISP – Testing Service'. A 'MAP MENU' is visible on the left side, with 'Document Library' highlighted by a green circle. The main content area includes a 'WELCOME' message and a detailed introduction to the VISP Testing Service, explaining its purpose and the importance of accurate HIV diagnosis. It also lists required documents for participation, such as a Physician License and HCP Contract, and provides contact information for support.

MAP – Home Page – Privacy Policy

New Slide

- Please ensure you review the Privacy Policy for Customer Data located in the Document Library.
- Then click on the open task in the Main Page:

OPEN TASKS				
Task	Description	Open Since	Workflow	Additional Information
Sign Privacy Policy Acknowledgement	Sign Privacy Policy Acknowledgement	23-AUG-2022	Site Registration	-

- On the next window please acknowledge the Privacy Policy by entering your username, password and clicking the acknowledge button:

Home > Home > Custom Site Page

264285 VISP – Testing Service

MAP MENU

- Home
- Document Library
- My Site
- Patient Management
- Shipment Management
- Reporting

PRIVACY POLICY ACKNOWLEDGEMENT

CUSTOMER DATA

This Privacy Policy does not apply to Customer Data, and we are not responsible for our customers' handling of Customer Data. Our customers have their own policies regarding the collection, use and disclosure of your personal information. Our use of Customer Data is subject to the written agreement for services between Parexel and Janssen that in no way involves the sale of your data. Parexel's responsibility under that agreement – that we take very seriously – is the obligation to keep Customer Data safe and secure. To learn about how Janssen handles your personal information, we encourage you to read that Janssen's privacy statement or contact them.

ELECTRONIC SIGNATURE

I have read and understood the above statement

Username

Password

VISP
Testing Service

- Once completed, please review next “1. How to Navigate through MAP” instruction in the Document Library.

parexel.

Janssen Infectious Diseases & Vaccines
PHARMACEUTICAL COMPANIES OF Johnson & Johnson

VISP
Testing Service

Support

- If at any point you need support, please contact us at:

VISP-Support@parexel.com

THANK YOU

parexel.

Janssen
PHARMACEUTICAL COMPANIES OF Johnson & Johnson
Infectious Diseases
& Vaccines

VISP
Testing Service